

# ADARSH PUBLIC SCHOOL

F-Block, Bali Nagar

*Holidays' Assignment*

*Session 2021-22*

26<sup>th</sup> April 2021

Dear Parent

Greetings of the day!

Prayer is the most powerful weapon against trials, the most effective medicine against sickness and the most valuable gift for someone you care. No doubt the monster of the pandemic is looking bigger than we had ever expected yet we all need to keep our faith intact and alive. The current times are testing our strength to bear it all but together we have the power to diminish its effects on the humans. We must recover from this setback for the sake of our children and for greater good of humanity. Rescheduling of the Summer Vacation is one such step which will give us the time to prepare and bounce back. Now, our aim should be to encourage kids to lead a disciplined life. This means waking up timely, having a set schedule for learning and studies, cultivating new hobbies, having healthy diet to keep their immune systems strong and being contented with resources available. We are hopeful that you will guide them suitably and be an example for them. We have prepared an assignment to keep them productively engaged. You are requested to support them wherever needed.

Some instructions for doing Holidays' Assignment:

- ❖ Do it neatly on A4 size sheets and assemble the sheets subject-wise to avoid any confusion.
- ❖ Invest time in reading books and stories.
- ❖ Watch programmes on National Geographic, Animal Planet and Discovery.
- ❖ Converse in English with your family members.
- ❖ Revise the syllabus covered till date in all subjects.

With a prayer that everything will be alright, with a hope that we all will swing back into action with greater spirits and meet each other like before. Here's wishing you A Happy Summer Vacation.

**Stay Home, Stay Safe!**

Warm regards

Prashant Sahgal

Principal



# CLASS-V

## ENGLISH

1. Read Chapter 2 “The Puddle Monster” and make a list of nouns, pronouns, adjectives, verbs, adverbs, prepositions, conjunctions & interjections (20 each) that you come across while reading the story
2. In the story – The Puddle Monster, **Bholu tells his mom that he can’t lead the team looking like a ragamuffin.** This shows neat uniform plays an important role in defining your personality and confidence. Comment how would you feel if you are not nicely dressed up for an occasion. Also list at least 5 proverbs related to clothes or uniform and write their origin along with meanings.
3. We all make donations of some form or other but donating blood has a different value altogether as it makes you a life saviour. Make a poster on **Blood Donation** and record a message to encourage people above the age of 18 years to donate blood.
4. Celebrate the **World Family Day on 15<sup>th</sup> May** and enjoy the company of your family members. Do different activities together like play Antakshari, Tambola, Dumb Cherads; cook or bake together; nurture plants, enjoy a dance session etc. Capture the lovely moments by clicking candid pictures, convert them into a collage or video and share it with your class teacher.
5. Interview your grandparents and parents to know some of their favourite things

Topic	Grandparents	Parents
Hobbies		
Song/Actor/Movie		
Dessert/Food items		
Indoor games		
Outdoor Games		
Best friends/Childhood friends		



6. Write interesting paragraphs on the following topics –
  - a. Ways to a healthy living
  - b. If I got a chance to be the Prime Minister of our country, I would...
  - c. Perseverance is the key to success

## HINDI

1. भारत के सभी राज्यों में बोली जाने वाली भाषाओं की सूची बनाइए और उनकी लिपि लिखिए।
2. अनुस्वार, अनुनासिक और विसर्ग के ५-५ शब्द चित्र सहित लिखिए।


बंदर



पाँच



प्रातः



3. हिंदी पाठ -2, बालक चन्द्रगुप्त को पुनः पढ़िए।
  - क) पाठ में आए संज्ञा शब्दों को छाँटकर उनके भेदों की सूची बनाइए।
  - ख) पाठ में आए १० कठिन शब्द छाँटकर उनसे वाक्य बनाइए।
4. निम्नलिखित विषयों पर अनुच्छेद लिखिए-
  - क) स्मार्ट फ़ोन -लाभ और हानियाँ
  - ख) आदर्श विद्यार्थी
5. सोहनलाल द्विवेदी की कविता 'मेरा देश' पढ़िए और उसमें आए तुकबंदी वाले शब्द लिखिए।

<http://kavitakosh.org> > मेरा\_देश\_



## MATHEMATICS

1. Learn tables from 12 to 20. Write each table 5 times and make a table booklet. Do Dodging Tables test at least twice a week. Take help of your parents for designing this test.
2. Write each of the following numbers in figures and then encircle each number in the number grid given below. Numbers may run up, down or diagonally.
  - a. Three lakh, seven thousand, twenty-one. \_\_\_\_\_
  - b. Five crore, two hundred six. \_\_\_\_\_
  - c. Seventy thousand, nine hundred five. \_\_\_\_\_
  - d. Forty-three thousand, eight hundred six. \_\_\_\_\_
  - e. Thirteen lakh, seven thousand, four hundred twenty-four. \_\_\_\_\_
  - f. Three crore, eight lakh, one thousand, six. \_\_\_\_\_
  - g. Seven lakh, twenty. \_\_\_\_\_
  - h. Eight thousand, two hundred twelve. \_\_\_\_\_

4	3	0	9	5	2	7	1	6	2
8	5	7	2	1	1	4	0	4	6
6	0	0	2	9	3	2	8	7	5
3	0	8	0	1	0	0	6	0	4
2	7	5	6	0	7	6	9	0	7
1	6	1	0	8	4	0	1	0	3
9	3	0	7	0	2	1	9	2	8
8	5	2	7	6	4	2	7	0	9
4	4	4	3	8	0	6	6	5	5
3	1	2	0	1	1	3	6	2	3



3. Draw an abstract image using geometrical shapes. Laminate it and use it as your new table mat. Refer to the image given.



4. Perform all four mathematical operations i.e addition, subtraction, multiplication, and division using different numbers. Make sure that numbers are not less than lakhs.

## SCIENCE

1. Be a Master Chef with your parent. Prepare mango faluda for all your family members and relish it with breakfast. Write the ingredients of the recipe prepared and click pictures while doing this activity.
2. Collect and draw the pictures of seeds of different fruits eaten by you during Summer Vacation. Check and write the number of cotyledons in them.  
For example-

Fruit	No. of cotyledons	Pictures
Apple	2	
Mango	2	

3. Make a list of various Rabi and Kharif crops grown in India with their state of origin.
4. Find out any four differences between traditional farming methods and modern farming methods. Draw and colour some tools which are used in farming.



5. There are many animals in this world like bats, snakes, elephants etc. which can use their super senses to sense any harm or to improve their hunting process. Describe information about any one animal with super senses and also write how they use their super sense. Read Lesson- 7 “Amazing Animals” to know more about animals.



## SOCIAL SCIENCE

1. Make a model of the Earth using newspaper and colour it beautifully. Kindly refer to the link given.



<https://www.youtube.com/watch?v=jLxpoJ8Z0wA&feature=youtu.be>

2. The scale of a map is 1 cm: 200 km. The table below shows the distance between states as given in the map. Find the actual distance and mark it by drawing lines connecting the given states on the political map of India. Refer to the image given.

<b>a. Sikkim – Odisha</b>	5 cm
<b>b. Uttar Pradesh -Maharashtra</b>	6 cm
<b>c. Himachal Pradesh – Gujarat</b>	7 cm
<b>d. Madhya Pradesh- Tamil Nadu</b>	9 cm
<b>e. Bihar – Karnataka</b>	10 cm



3. Learn lesson 1 ‘Know Your Planet’ and mark all the continents and oceans on the physical map of the World.
4. Draw a map of your area and locate your house and the shops having the essential items near your house.

## GENERAL KNOWLEDGE

1. Let us follow some dadi / naani ke nuskhe and enhance our immunity. Prepare a recipe inspired from their Nuskhe. You can take help of your mother or grandmother to prepare this recipe. You can also refer to the ‘Aarogya Setu App’ and write down the recipe.
2. Asia is a largest continent in the world. Write down the names of 10 countries along with their capitals and currencies. Paste pictures of their flags too.
3. NEWS keeps us updated and provides important information. So, to keep yourself updated, write down two news headlines in your notebook daily.



## COMPUTER

1. Download Tux Paint and practice all the options to have some fun sitting in front of the computer.  
Draw and colour the following pictures in Tux Paint. Bring the printout of the same and paste it on A-4 sized sheet.



2. Type a document on MS-Word. (Single Page document)  
Topic – Corona Virus disease (COVID-19)  
Font Size (Heading) – 24  
Font Size (Body) - 16  
Font Style – Times New Roman  
Also insert the pictures in your document. Take a printout of your document and paste it on A-4 sized sheet.
3. Design a timetable for your class in MS-Word. First row showing the details of the number of periods and first column with name of the weekdays. Keep the font size and style constant.
4. Revise and Learn Chapter -1 “Computers in the past”.

## ART AND CRAFT

1. Lord Krishna was the personification of simplicity. Read stories related to Kanha ji and learn how to make 3D Black face of Krishna ji with cardboard. Kindly refer the given link.  
<https://youtu.be/vj8fQULLkFo>



*Enjoy your holidays!*